

Instructions for Use

Version: 1.0.1

Revision date: 1-Aug-25

Fentanyl (FYL) Rapid Test Kit

Catalog No.: abx092200

Size: 100 / 400 / 2000 / 10000 tests

Storage: Store all reagents at 2°C – 30°C. Keep dry.

Application: For qualitative detection of Fentanyl in urine.

Introduction and Assay Principle

Abbexa's Fentanyl Rapid Test Kit is based on the competitive gold immuno-chromatography assay (GICA) principle. Any Fentanyl present in the samples combines with the Fentanyl antibody, preventing antibody conjugates from binding. When the concentration of Fentanyl in the sample is less than the detection limit, there is a color change in the detection line and the result is negative. When the concentration of Fentanyl in the sample solution is more than the detection limit, there is no color change in the detection line and the result is positive.

Kit Components

- Test cassettes with pipettes

Material Required But Not Provided

- Timer

A. Sample preparation

- **Urine:** Urine samples should be collected using conventional methods and stored between 2 – 8°C for short-term storage (up to 1 week) or -20 °C for long-term storage. Fresh samples are recommended. Avoid repeated freeze/thaw cycles, bacterial pollution, visible particles; and avoid cloudy samples. Samples can be clarified using centrifugation or filtration.

B. Assay procedure

1. Take a test cassette and lay it flat on a clean table. Using the provided pipette, slowly and vertically add 2 – 3 drops (approximately 80 - 100 µl) of sample to the sample well on the test cassette. Avoid foaming.
2. Leave at room temperature for 5 – 10 minutes, then analyze the result.

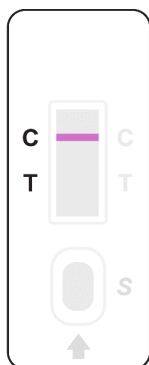
Instructions for Use

Version: 1.0.1

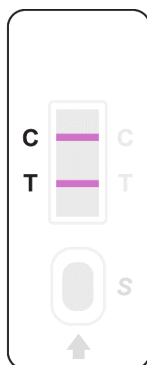
Revision date: 1-Aug-25

C. Results analysis

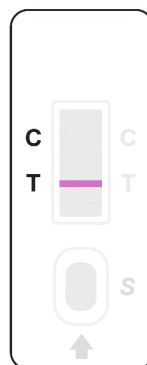
- **Positive result:** A colored line is observed in the control (C) section but not the test (T) section.
- **Negative result:** A colored line is observed in both the control (C) section and the test (T) section.
- **Invalid result:** No colored line is observed in the control (C) section.



Positive



Negative



Invalid



Invalid

Notes

1. The test cassettes should be brought to room temperature before use.
2. After opening the aluminum foil, use the test cassette as soon as possible.
3. Samples should be clear with no visible particles, turbidity, or bacterial pollution.
4. Do not mix or re-use the disposable pipettes to avoid cross-contamination.
5. Do not use water, PBS, or similar solutions as the negative control.
6. Avoid touching the cassette membrane through the sample well or test result window.
7. This kit is for qualitative detection of Fentanyl in urine samples. For other sample types, a preliminary experiment is recommended to determine compatibility with this kit. Positive samples can be tested with another method (e.g. HPLC, LC/MS) for quantitative results.
8. This kit is for research use only and the results are for reference only.
9. All waste should be disposed appropriately. Please note that you may need to follow special waste disposal procedures for infectious samples. Please check local disposal regulations.

Technical Support

For troubleshooting and technical assistance, please contact us at support@abbexa.com.