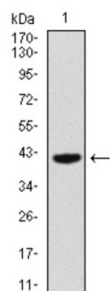
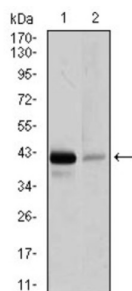


Paired Box Protein Pax-5 (PAX5) Antibody

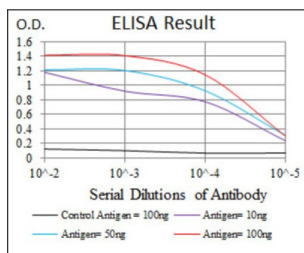
Catalogue No.: abx012139



Western blot analysis using PAX5 antibody against human PAX5 recombinant protein. (Expected MW is 41.2 kDa).



Western blot analysis using PAX5 antibody against Raji (1), and EVC-304 (2) cell lysate.



Red: Control Antigen (100ng) ; Purple: Antigen (10ng) ; Green: Antigen (50ng) ; Blue: Antigen (100ng).

This gene encodes the B-cell lineage specific activator protein that is expressed at early, but not late stages of B-cell differentiation. Its expression has also been detected in developing CNS and testis and so the encoded protein may also play a role in neural development and spermatogenesis. This gene is located at 9p13, which is involved in t (9;14) (p13;q32) translocations recurring in small lymphocytic lymphomas of the plasmacytoid subtype, and in derived large-cell lymphomas. This translocation brings the potent E-mu enhancer of the IgH gene into close proximity of the PAX5 promoter, suggesting that the deregulation of transcription of this gene contributes to the pathogenesis of these lymphomas. Alternatively spliced transcript variants encoding different isoforms have been described but their biological validity has not been determined. References 1.Cancer Res. 2011 Dec 15;71 (24):7345-50. 2.Am J Clin Pathol. 2010 Jan;133 (1):41-8. Related Products.

Target: Paired Box Protein Pax-5 (PAX5)

Clonality: Monoclonal

Reactivity: Human

Tested Applications: ELISA, WB

Datasheet

Version: 2.0.0
Revision date: 22 Aug 2025



Host:	Mouse
Recommended dilutions:	ELISA: 1/10000, WB: 1/500 - 1/2000. Optimal dilutions/concentrations should be determined by the end user.
Conjugation:	Unconjugated
Immunogen:	Purified recombinant fragment of human PAX5 (AA: 235-382) expressed in E. coli.
Isotype:	IgG ₁
Form:	Liquid
Purification:	Purified from ascites by Protein G chromatography.
Storage:	Aliquot and store at -20°C. Avoid repeated freeze/thaw cycles.
UniProt Primary AC:	Q02548 (UniProt , ExPASy)
Gene Symbol:	PAX5
GeneID:	5079
OMIM:	167414
HGNC:	8619
KEGG:	hsa:5079
Ensembl:	ENSG00000196092
String:	9606.ENSP00000350844
Molecular Weight:	45 kDa
Buffer:	PBS, containing 0.05% sodium azide.
Concentration:	1 mg/ml
Note:	THIS PRODUCT IS FOR RESEARCH USE ONLY. NOT FOR USE IN DIAGNOSTIC, THERAPEUTIC OR COSMETIC PROCEDURES. NOT FOR HUMAN OR ANIMAL CONSUMPTION.