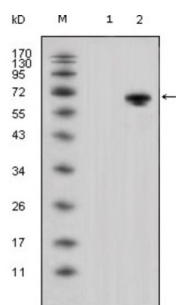
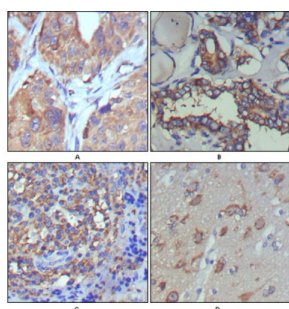


Protein Wnt-5a (WNT5A) Antibody

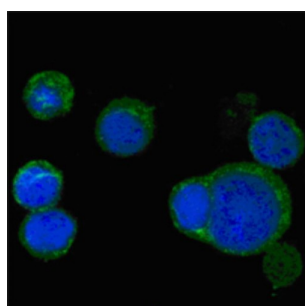
Catalogue No.: abx012361



Western blot analysis using WNT5A antibody against HEK293 (1) and WNT5A-hlgGfc transfected HEK293 cell lysate (2).



Immunohistochemical analysis of paraffin-embedded human lung cancer (A), thyroid cancer (B), lymph node (C) and brain (D) showing cytoplasmic and extracellular matrix localization using WNT5A antibody with DAB staining.



Confocal immunofluorescence analysis of PC-12 cells using WNT5A antibody (green), showing cytoplasmic localization. Blue: DRAQ5 fluorescent DNA dye.

WNT5A: wingless-type MMTV integration site family, member 5A. Entrez Protein: NP003383. The WNT gene family consists of structurally related genes which encode secreted signaling proteins. These proteins have been implicated in oncogenesis and in several developmental processes, including regulation of cell fate and patterning during embryogenesis. This gene is a member of the WNT gene family. It encodes a protein which shows 98%, 98% and 87% amino acid identity to the mouse, rat and the xenopus Wnt5A protein, respectively. The experiments performed in Xenopus laevis embryos identified that human frizzled-5 (hFz5) is the receptor for the Wnt5A ligand and the Wnt5A/hFz5 signaling mediates axis induction.

Target: Protein Wnt-5a (WNT5A)

Clonality: Monoclonal

Reactivity: Human

Tested Applications: ELISA, IHC, IF/ICC

Host: Mouse

Datasheet

Version: 3.0.0
Revision date: 19 Jul 2025



Recommended dilutions: ELISA: 1/10000, IHC: 1/200 - 1/1000, IF/ICC: 1/200 - 1/1000. Optimal dilutions/concentrations should be determined by the end user.

Conjugation: Unconjugated

Immunogen: Purified recombinant fragment of WNT5A expressed in E. coli.

Isotype: IgG₁

Form: Liquid

Purification: Unpurified ascites.

Storage: Aliquot and store at -20°C. Avoid repeated freeze/thaw cycles.

UniProt Primary AC: P41221 ([UniProt](#), [ExPASy](#))

Gene Symbol: WNT5A

GeneID: [7474](#)

OMIM: [164975](#)

HGNC: 12784

KEGG: hsa:7474

Ensembl: ENSG00000114251

String: [9606.ENSP00000264634](#)

Molecular Weight: 42.3 kDa

Buffer: Ascitic fluid containing 0.03% sodium azide.

Concentration: Not determined.

Note: THIS PRODUCT IS FOR RESEARCH USE ONLY. NOT FOR USE IN DIAGNOSTIC, THERAPEUTIC OR COSMETIC PROCEDURES. NOT FOR HUMAN OR ANIMAL CONSUMPTION.