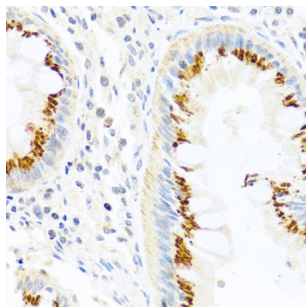
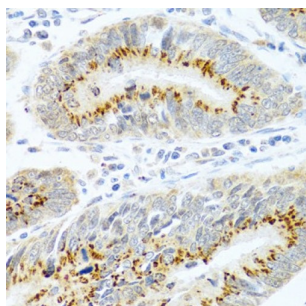


Protein FAM3B (FAM3B) Antibody

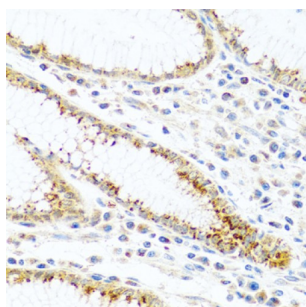
Catalogue No.: abx001005



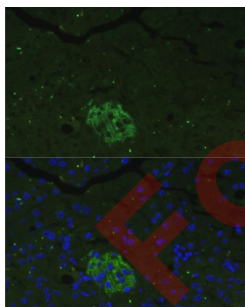
Immunohistochemistry of paraffin-embedded Human colon using FAM3B Antibody (1/100 dilution, 40x lens).



Immunohistochemistry of paraffin-embedded Human colon carcinoma using FAM3B Antibody (1/100 dilution, 40x lens).



Immunohistochemistry of paraffin-embedded Human stomach using FAM3B Antibody (1/100 dilution, 40x lens).



Immunofluorescence analysis of Mouse pancreas cells using FAM3B Antibody (1/100 dilution). Blue: DAPI for nuclear staining.

FAM3B Antibody is a Rabbit Polyclonal antibody against FAM3B. FAM3B (family with sequence similarity 3, member B), also known as ORF9, C21orf11 or PANDER, is a 235 amino acid secreted protein that localizes to discrete vesicular and perinuclear structures. Expressed at high levels in pancreas and at lower levels in kidney, colon, testis, prostate and small intestine, FAM3B functions as an islet-specific cytokine that promotes apoptosis and may inhibit Insulin secretion from beta-cells, possibly playing a role in overall pancreatic activity. Human FAM3B shares 78% sequence identity with its mouse counterpart, suggesting a conserved role between species. Three isoforms of FAM3B, designated A, B and C, exist due to alternative splicing events. The gene encoding FAM3B maps to human chromosome 21, which houses approximately 300 genes and comprises nearly 1.5% of the human genome.

Datasheet

Version: 10.0.0
Revision date: 25 Feb 2025



Target:	Protein FAM3B (FAM3B)
Clonality:	Polyclonal
Reactivity:	Human, Mouse, Rat
Tested Applications:	IHC, IF/ICC
Host:	Rabbit
Recommended dilutions:	IHC-P: 1/100 - 1/200, IF/ICC: 1/100 - 1/200. Not tested in IHC-F. Optimal dilutions/concentrations should be determined by the end user.
Conjugation:	Unconjugated
Immunogen:	Recombinant fusion protein corresponding to human FAM3B
Isotype:	IgG
Form:	Liquid
Purification:	Purified by affinity chromatography.
Storage:	Aliquot and store at -20°C. Avoid repeated freeze/thaw cycles.
UniProt Primary AC:	P58499 (UniProt , ExPASy)
Gene Symbol:	FAM3B
GeneID:	54097
NCBI Accession:	NP_478066.3
KEGG:	hsa:54097
String:	9606.ENSP00000350673
Buffer:	PBS, pH 7.3, containing 0.02% sodium azide, 50% glycerol.
Concentration:	1 mg/ml
Note:	THIS PRODUCT IS FOR RESEARCH USE ONLY. NOT FOR USE IN DIAGNOSTIC, THERAPEUTIC OR COSMETIC PROCEDURES. NOT FOR HUMAN OR ANIMAL CONSUMPTION.