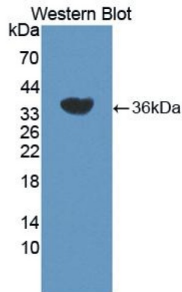
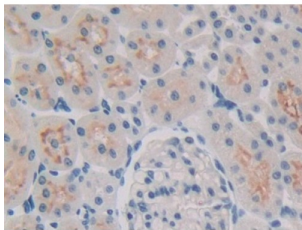


# Polyunsaturated Fatty Acid Lipoygenase ALOX15B (ALOX15B) Antibody

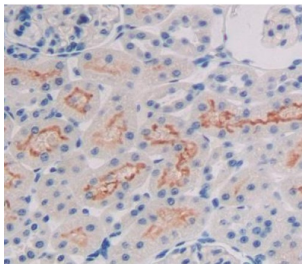
Catalogue No.: abx130368



Western blot analysis of the recombinant protein.



IHC-P analysis of Rat Kidney Tissue, with DAB staining.



IHC-P analysis of Kidney tissue, with DAB staining.

Arachidonate-15-Lipoygenase, Type B Antibody is a Rabbit Polyclonal against Arachidonate-15-Lipoygenase, Type B.

**Target:** Polyunsaturated Fatty Acid Lipoygenase ALOX15B (ALOX15B)

**Clonality:** Polyclonal

**Reactivity:** Rat

**Tested Applications:** WB, IHC, IF/ICC

**Host:** Rabbit

**Recommended dilutions:** WB: 0.01-2 µg/ml, IHC: 5-20 µg/ml, IF/ICC: 5-20 µg/ml. Optimal dilutions/concentrations should be determined by the end user.

# Datasheet

Version: 1.0.0  
Revision date: 09 Oct 2025



<b>Conjugation:</b>	Unconjugated
<b>Immunogen:</b>	ALOX15B (Asp349-Val633)
<b>Form:</b>	Liquid
<b>Purification:</b>	Purified by antigen-specific affinity chromatography, followed by Protein A affinity chromatography.
<b>Storage:</b>	Aliquot and store at -20°C. Avoid repeated freeze/thaw cycles.
<b>Buffer:</b>	0.01 M PBS, pH 7.4, containing 0.05% Proclin-300, 50% glycerol.
<b>Concentration:</b>	0.7 mg/ml
<b>Note:</b>	THIS PRODUCT IS FOR RESEARCH USE ONLY. NOT FOR USE IN DIAGNOSTIC, THERAPEUTIC OR COSMETIC PROCEDURES. NOT FOR HUMAN OR ANIMAL CONSUMPTION.

For Reference Only