



Galectin 4 (LGALS4) Antibody

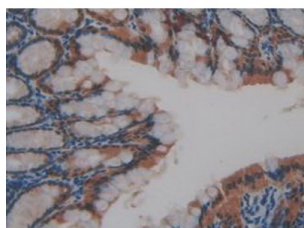
Catalogue No.: abx129817



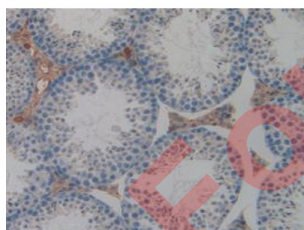
Western blot analysis of (1) Mouset Large Intestine Tissue and (2) Mouse Intestine Tissue.



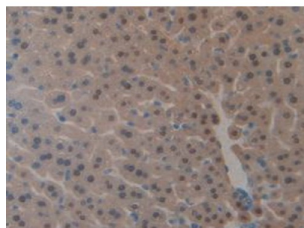
Western blot analysis of recombinant Mouse GAL4.



IHC-P analysis of Mouse Intestine Tissue, with DAB staining.



IHC-P analysis of Mouse Testis Tissue, with DAB staining.



IHC-P analysis of Mouse Liver Tissue, with DAB staining.

Datasheet

Version: 4.0.0
Revision date: 18 Aug 2025



Galectin 4 Antibody is a Rabbit Polyclonal antibody against Galectin 4.

Target:	Galectin 4 (LGALS4)
Clonality:	Polyclonal
Reactivity:	Mouse
Tested Applications:	WB, IHC, IF/ICC
Host:	Rabbit
Recommended dilutions:	WB: 0.01-2 µg/ml, IHC: 5-20 µg/ml, IF/ICC: 5-20 µg/ml. Optimal dilutions/concentrations should be determined by the end user.
Conjugation:	Unconjugated
Immunogen:	GAL4 (Met1-Ile326)
Form:	Liquid
Purification:	Purified by antigen-specific affinity chromatography, followed by Protein A affinity chromatography.
Storage:	Aliquot and store at -20°C. Avoid repeated freeze/thaw cycles.
Buffer:	0.01 M PBS, pH 7.4, containing 0.05% Proclin-300, 50% glycerol.
Note:	THIS PRODUCT IS FOR RESEARCH USE ONLY. NOT FOR USE IN DIAGNOSTIC, THERAPEUTIC OR COSMETIC PROCEDURES. NOT FOR HUMAN OR ANIMAL CONSUMPTION.