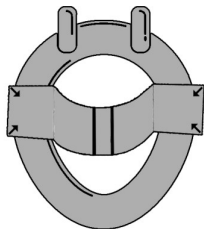


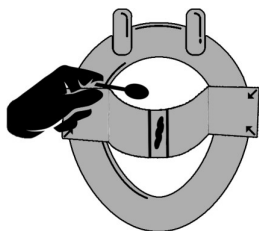
Feces Catcher

Catalogue No.: abx098801



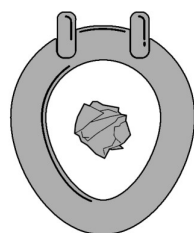
Step 1

Step 1 – Open the Feces Catcher carefully in the direction of the arrows, and fix on the toilet seat. Avoid getting the Feces Catcher wet with toilet water.



Step 2

Step 2 – After defecating, take the sample as indicated in the instructions that came with the test set.



Step 3

Step 3 – After taking the sample, detach the Feces Catcher on both ends simultaneously. Drop into the toilet bowl. Wait a moment until the paper is soft and can be easily flushed down the toilet.



The Feces Catcher (Stool Trap) is a hygienic, easy to use, biodegradable fecal stool sample collection device, which consists of a piece of flushable paper with two adhesive strips to secure to the toilet seat. Instructions are printed directly onto each Feces Catcher for ease of use. By sticking the adhesive strips on to the toilet seat, the stool is safe from possible sources of contamination, such as residual bleach, urine, etc. For ease of use and added hygiene, the Feces Catcher can be flushed after use and is perfect for use with the NHS bowel cancer screening test kit. Orders of 500 units or more will be packaged in boxes of 500 units each.

Storage: Store at room temperature.

Datasheet

Version: 17.0.0

Revision date: 24 Feb 2025



Note: Registered as an IVD product in UK and EU. FOR ALL OTHER REGIONS, THIS PRODUCT IS FOR RESEARCH USE ONLY; NOT FOR USE IN DIAGNOSTIC OR THERAPEUTIC PROCEDURES.

For Reference Only