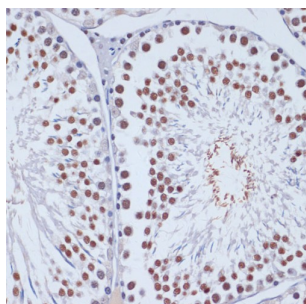
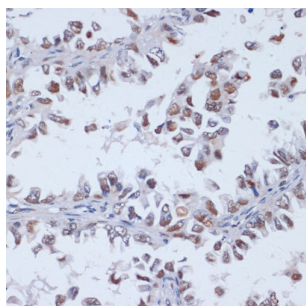


DNA Methyltransferase 3 Like (DNMT3L) Antibody

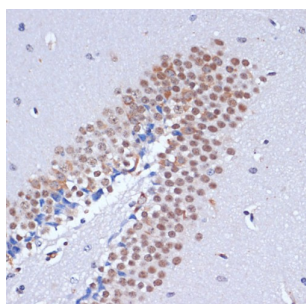
Catalogue No.: abx001899



Immunohistochemistry of paraffin-embedded rat testis using DNMT3L Antibody (1/100 dilution, 40x lens). Microwave antigen retrieval was performed in 10 mM PBS buffer pH 7.2 before commencing with IHC staining protocol.



Immunohistochemistry of paraffin-embedded human lung cancer using DNMT3L Antibody (1/100 dilution, 40x lens). Microwave antigen retrieval was performed in 10 mM PBS buffer pH 7.2 before commencing with IHC staining protocol.



Immunohistochemistry of paraffin-embedded mouse brain using DNMT3L antibody (1/100 dilution, 40x lens). Microwave antigen retrieval was performed in 10 mM PBS buffer pH 7.2 before commencing with IHC staining protocol.

DNMT3L Antibody is a Rabbit Polyclonal antibody against DNMT3L. CpG methylation is an epigenetic modification that is important for embryonic development, imprinting, and X-chromosome inactivation. Studies in mice have demonstrated that DNA methylation is required for mammalian development. This gene encodes a nuclear protein with similarity to DNA methyltransferases, but is not thought to function as a DNA methyltransferase as it does not contain the amino acid residues necessary for methyltransferase activity. However, it does stimulate de novo methylation by DNA cytosine methyltransferase 3 alpha and is thought to be required for the establishment of maternal genomic imprints. This protein also mediates transcriptional repression through interaction with histone deacetylase 1. Alternatively spliced transcript variants encoding different isoforms have been found for this gene.

Target: DNA Methyltransferase 3 Like (DNMT3L)

Clonality: Polyclonal

Reactivity: Human, Mouse, Rat

Tested Applications: WB, IHC

Datasheet

Version: 5.0.0
Revision date: 05 Jul 2025



Host: Rabbit

Recommended dilutions: WB: 1/500 - 1/2000, IHC-P: 1/50 - 1/200. Not tested in IHC-F. Optimal dilutions/concentrations should be determined by the end user.

Conjugation: Unconjugated

Immunogen: Recombinant fusion protein corresponding to human DNMT3L

Isotype: IgG

Form: Liquid

Purification: Purified by affinity chromatography.

Storage: Aliquot and store at -20°C. Avoid repeated freeze/thaw cycles.

UniProt Primary AC: Q9UJW3 ([UniProt](#), [ExPASy](#))

Gene Symbol: DNMT3L

GeneID: [29947](#)

NCBI Accession: NP_787063.1

String: [9606.ENSP00000270172](#)

Molecular Weight: Calculated MW: 43 kDa

Buffer: PBS, pH 7.3, containing 0.02% sodium azide, 50% glycerol.

Concentration: 1 mg/ml

Note: THIS PRODUCT IS FOR RESEARCH USE ONLY. NOT FOR USE IN DIAGNOSTIC, THERAPEUTIC OR COSMETIC PROCEDURES. NOT FOR HUMAN OR ANIMAL CONSUMPTION.