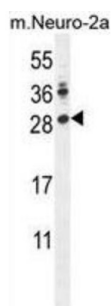
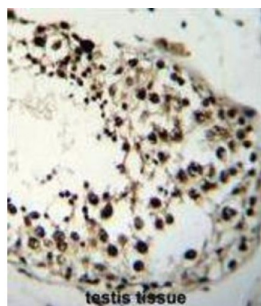
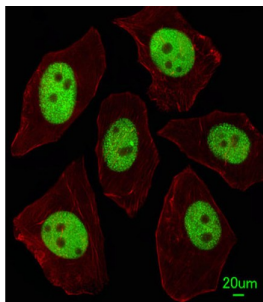


Protein Lin-28 Homolog A (LIN28A) Antibody

Catalogue No.: abx026148



Acts as a 'translational enhancer', driving specific mRNAs to polysomes and thus increasing the efficiency of protein synthesis. Its association with the translational machinery and target mRNAs results in an increased number of initiation events per molecule of mRNA and, indirectly, in stabilizing the mRNAs. Binds IGF2 mRNA, MYOD1 mRNA, ARBP/36B4 ribosomal protein mRNA and its own mRNA. Essential for skeletal muscle differentiation program through the translational up-regulation of IGF2 expression (By similarity). Acts as a suppressor of microRNA (miRNA) biogenesis by specifically binding the precursor let-7 (pre-let-7), a miRNA precursor. Acts by binding pre-let-7 and recruiting ZCCHC11/TUT4 uridylyltransferase, leading to the terminal uridylation of pre-let-7. Uridylated pre-let-7 miRNAs fail to be processed by Dicer and undergo degradation. Degradation of pre-let-7 in embryonic stem (ES) cells contributes to the maintenance of ES cells. In contrast, LIN28A down-regulation in neural stem cells by miR-125, allows the processing of pre-let-7. Specifically recognizes the 5'-GGAG-3' motif in the terminal loop of pre-let-7. Also recognizes and binds non pre-let-7 pre-miRNAs that contain the 5'-GGAG-3' motif in the terminal loop, leading to their terminal uridylation and subsequent degradation.

Target: Protein Lin-28 Homolog A (LIN28A)

Clonality: Polyclonal

Reactivity: Human, Mouse

Datasheet

Version: 3.0.0
Revision date: 29 Jul 2025



Tested Applications:	ELISA, WB, IHC, IF/ICC, FCM
Host:	Rabbit
Recommended dilutions:	WB: 1/4000, IHC-P: 1/50 - 1/100, IF/ICC: 1/100, FCM: 1/10 - 1/50. Not tested in IHC-F. Optimal dilutions/concentrations should be determined by the end user.
Conjugation:	Unconjugated
Immunogen:	KLH-conjugated synthetic peptide between 108-138 amino acids from the Central region of human LIN28A.
Isotype:	IgG
Form:	Liquid
Purification:	Purified Rabbit Polyclonal Antibody.
Storage:	Aliquot and store at -20°C. Avoid repeated freeze/thaw cycles.
UniProt Primary AC:	Q9H9Z2 (UniProt , ExPASy)
String:	9606.ENSP00000363314
Molecular Weight:	Calculated MW: 22.7 kDa
Buffer:	PBS containing 0.09% sodium azide.
Note:	THIS PRODUCT IS FOR RESEARCH USE ONLY. NOT FOR USE IN DIAGNOSTIC, THERAPEUTIC OR COSMETIC PROCEDURES. NOT FOR HUMAN OR ANIMAL CONSUMPTION.