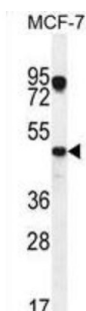
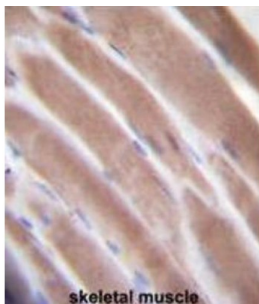
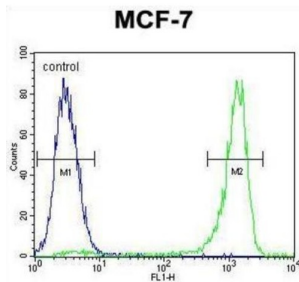


Vascular Endothelial Growth Factor C (VEGFC) Antibody

Catalogue No.: abx026521



The protein encoded by this gene is a member of the platelet-derived growth factor/vascular endothelial growth factor (PDGF/VEGF) family, is active in angiogenesis and endothelial cell growth, and can also affect the permeability of blood vessels. This secreted protein undergoes a complex proteolytic maturation, generating multiple processed forms which bind and activate VEGFR-3 receptors. Only the fully processed form can bind and activate VEGFR-2 receptors. This protein is structurally and functionally similar to vascular endothelial growth factor D. [provided by RefSeq].

Target: Vascular Endothelial Growth Factor C (VEGFC)

Clonality: Polyclonal

Reactivity: Human

Tested Applications: ELISA, WB, IHC, FCM

Host: Rabbit

Datasheet

Version: 2.0.0
Revision date: 16 Mar 2025



Recommended dilutions: WB: 1/1000, IHC-P: 1/50 - 1/100, FCM: 1/10 - 1/50. Not tested in IHC-F. Optimal dilutions/concentrations should be determined by the end user.

Conjugation: Unconjugated

Immunogen: KLH-conjugated synthetic peptide between 20-49 amino acids from the N-terminal region of human VEGF3.

Isotype: IgG

Form: Liquid

Purification: Purified through a protein A column, followed by peptide affinity purification.

Storage: Aliquot and store at -20°C. Avoid repeated freeze/thaw cycles.

UniProt Primary AC: P49767 ([UniProt](#), [ExPASy](#))

KEGG: hsa:7424

String: [9606.ENSP00000480043](#)

Molecular Weight: Calculated MW: 46.9 kDa

Buffer: PBS containing 0.09% sodium azide.

Note: THIS PRODUCT IS FOR RESEARCH USE ONLY. NOT FOR USE IN DIAGNOSTIC, THERAPEUTIC OR COSMETIC PROCEDURES. NOT FOR HUMAN OR ANIMAL CONSUMPTION.