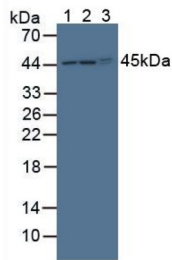



Protein O-Fucosyltransferase 1 (POFUT1) Antibody

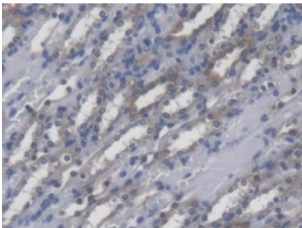
Catalogue No.:abx131402



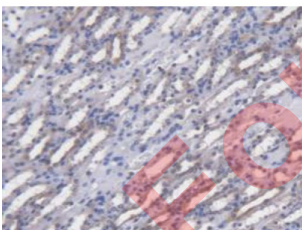
Western blot analysis of (1) Mouse Liver Tissue, (2) Mouse Heart Tissue and (3) Human HeLa cells.



Western blot analysis of recombinant Mouse POFUT1.



IHC-P analysis of Mouse Kidney Tissue, with DAB staining.



IHC-P analysis of Mouse Kidney Tissue, with DAB staining.

Protein O-Fucosyltransferase 1 Antibody is a Rabbit Polyclonal against Protein O-Fucosyltransferase 1.

**Target:** Protein O-Fucosyltransferase 1 (POFUT1)

**Clonality:** Polyclonal

**Reactivity:** Mouse

# Datasheet

Version: 3.0.0

Revision date: 13 Aug 2025



**Tested Applications:** WB, IHC, IF/ICC

**Host:** Rabbit

**Recommended dilutions:** WB: 0.01-2 µg/ml, IHC: 5-20 µg/ml, IF/ICC: 5-20 µg/ml. Optimal dilutions/concentrations should be determined by the end user.

**Conjugation:** Unconjugated

**Immunogen:** POFUT1 (His243-Phe393)

**Form:** Liquid

**Purification:** Purified by antigen-specific affinity chromatography, followed by Protein A affinity chromatography.

**Storage:** Aliquot and store at -20°C. Avoid repeated freeze/thaw cycles.

**Buffer:** 0.01 M PBS, pH 7.4, containing 0.05% Proclin-300, 50% glycerol.

**Note:** THIS PRODUCT IS FOR RESEARCH USE ONLY. NOT FOR USE IN DIAGNOSTIC, THERAPEUTIC OR COSMETIC PROCEDURES. NOT FOR HUMAN OR ANIMAL CONSUMPTION.

For Reference Only