
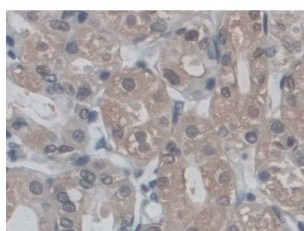


## Protein O-Mannosyltransferase 1 (POMT1) Antibody

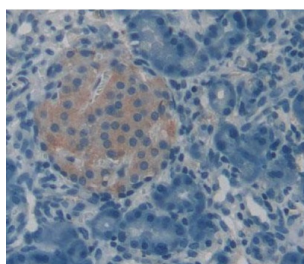
Catalogue No.: abx131549



Western blot analysis of the recombinant protein.



IHC-P analysis of Human Stomach Tissue, with DAB staining.



IHC-P analysis of Kidney tissue, with DAB staining.

Protein O-Mannosyltransferase 1 Antibody is a Rabbit Polyclonal against Protein O-Mannosyltransferase 1.

**Target:** Protein O-Mannosyltransferase 1 (POMT1)

**Clonality:** Polyclonal

**Reactivity:** Human

**Tested Applications:** WB, IHC, IF/ICC

**Host:** Rabbit

**Recommended dilutions:** WB: 0.01-2 µg/ml, IHC: 5-20 µg/ml, IF/ICC: 5-20 µg/ml. Optimal dilutions/concentrations should be determined by the end user.

**Conjugation:** Unconjugated

# Datasheet

Version: 3.0.0

Revision date: 29 Jul 2025



<b>Immunogen:</b>	POMT1 (Pro318-His513)
<b>Form:</b>	Liquid
<b>Purification:</b>	Purified by antigen-specific affinity chromatography, followed by Protein A affinity chromatography.
<b>Storage:</b>	Aliquot and store at -20°C. Avoid repeated freeze/thaw cycles.
<b>Buffer:</b>	0.01 M PBS, pH 7.4, containing 0.05% Proclin-300, 50% glycerol.
<b>Note:</b>	THIS PRODUCT IS FOR RESEARCH USE ONLY. NOT FOR USE IN DIAGNOSTIC, THERAPEUTIC OR COSMETIC PROCEDURES. NOT FOR HUMAN OR ANIMAL CONSUMPTION.

For Reference Only