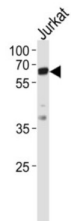
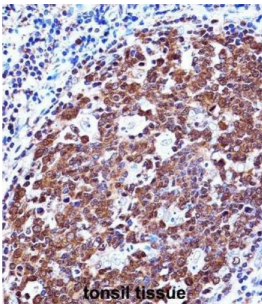
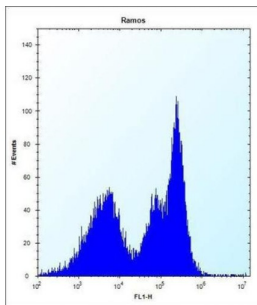


Tyrosine-Protein Kinase ZAP-70 (ZAP70) Antibody

Catalogue No.: abx027828



This gene encodes an enzyme belonging to the protein tyrosine kinase family, and it plays a role in T-cell development and lymphocyte activation. This enzyme, which is phosphorylated on tyrosine residues upon T-cell antigen receptor (TCR) stimulation, functions in the initial step of TCR-mediated signal transduction in combination with the Src family kinases, Lck and Fyn. This enzyme is also essential for thymocyte development. Mutations in this gene cause selective T-cell defect, a severe combined immunodeficiency disease characterized by a selective absence of CD8-positive T-cells. Two transcript variants that encode different isoforms have been found for this gene.

Target: Tyrosine-Protein Kinase ZAP-70 (ZAP70)

Clonality: Polyclonal

Reactivity: Human

Tested Applications: ELISA, WB, IHC, FCM

Host: Rabbit

Datasheet

Version: 3.0.0
Revision date: 30 Aug 2025



Recommended dilutions:	WB: 1/1000, IHC-P: 1/10 - 1/50, FCM: 1/10 - 1/50. Not tested in IHC-F. Optimal dilutions/concentrations should be determined by the end user.
Conjugation:	Unconjugated
Immunogen:	KLH-conjugated synthetic peptide between 276-304 amino acids from the Central region of human ZAP70.
Isotype:	IgG
Form:	Liquid
Purification:	Purified through a protein A column, followed by peptide affinity purification.
Storage:	Aliquot and store at -20°C. Avoid repeated freeze/thaw cycles.
UniProt Primary AC:	P43403 (UniProt , ExPASy)
Gene Symbol:	ZAP70
NCBI Accession:	NP_001070.2, NP_997402.1
KEGG:	hsa:7535
String:	9606.ENSP00000264972
Molecular Weight:	Calculated MW: 69.9 kDa
Buffer:	PBS containing 0.09% sodium azide.
Note:	THIS PRODUCT IS FOR RESEARCH USE ONLY. NOT FOR USE IN DIAGNOSTIC, THERAPEUTIC OR COSMETIC PROCEDURES. NOT FOR HUMAN OR ANIMAL CONSUMPTION.