
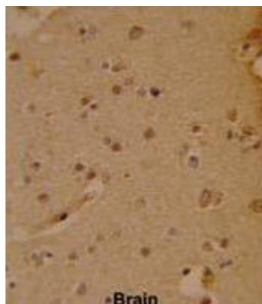
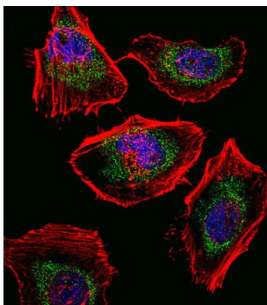


Transcription Factor SOX-4 (SOX4) Antibody

Catalogue No.: abx031503



SOX4 is a member of the SOX (SRY-related HMG-box) family of transcription factors involved in the regulation of embryonic development and in the determination of the cell fate. The protein may act as a transcriptional regulator after forming a protein complex with other proteins, such as syndecan binding protein (syntenin). The protein may function in the apoptosis pathway leading to cell death as well as to tumorigenesis and may mediate downstream effects of parathyroid hormone (PTH) and PTH-related protein (PTHrP) in bone development. The solution structure has been resolved for the HMG-box of a similar mouse protein.

Target: Transcription Factor SOX-4 (SOX4)

Clonality: Polyclonal

Reactivity: Human

Tested Applications: ELISA, WB, IHC, IF/ICC, FCM

Host: Rabbit

Datasheet

Version: 3.0.0
Revision date: 16 Sep 2025



Recommended dilutions: WB: 1/1000, IHC-P: 1/50 - 1/100, IF/ICC: 1/10 - 1/50, FCM: 1/10 - 1/50. Not tested in IHC-F.
Optimal dilutions/concentrations should be determined by the end user.

Conjugation: Unconjugated

Immunogen: KLH-conjugated synthetic peptide between 86-114 amino acids from the N-terminal region of human SOX4.

Isotype: IgG

Form: Liquid

Purification: Purified Rabbit Polyclonal Antibody.

Storage: Aliquot and store at -20°C. Avoid repeated freeze/thaw cycles.

UniProt Primary AC: Q06945 ([UniProt](#), [ExPASy](#))

KEGG: hsa:6659

String: [9606.ENSP00000244745](#)

Molecular Weight: Calculated MW: 47.3 kDa

Buffer: PBS containing 0.09% sodium azide.

Note: THIS PRODUCT IS FOR RESEARCH USE ONLY. NOT FOR USE IN DIAGNOSTIC, THERAPEUTIC OR COSMETIC PROCEDURES. NOT FOR HUMAN OR ANIMAL CONSUMPTION.