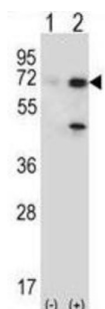

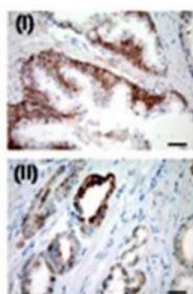


Ubiquitin Carboxyl-Terminal Hydrolase 2 (USP2) Antibody

Catalogue No.: abx031538



Modification of target proteins by ubiquitin participates in a wide array of biological functions. Proteins destined for degradation or processing via the 26 S proteasome are coupled to multiple copies of ubiquitin. However, attachment of ubiquitin or ubiquitin-related molecules may also result in changes in subcellular distribution or modification of protein activity. An additional level of ubiquitin regulation, deubiquitination, is catalyzed by proteases called deubiquitinating enzymes, which fall into four distinct families. Ubiquitin C-terminal hydrolases, ubiquitin-specific processing proteases (USPs), 1 OTU-domain ubiquitin-aldehyde-binding proteins, and Jab1/Pad1/MPN-domain-containing metallo-enzymes. Among these four families, USPs represent the most widespread and represented deubiquitinating enzymes across evolution. USPs tend to release ubiquitin from a conjugated protein. They display similar catalytic domains containing conserved Cys and His boxes but divergent N-terminal and occasionally C-terminal extensions, which are thought to function in substrate recognition, subcellular localization, and protein-protein interactions.

Target: Ubiquitin Carboxyl-Terminal Hydrolase 2 (USP2)

Clonality: Polyclonal

Reactivity: Human, Rat

Datasheet

Version: 2.0.0
Revision date: 03 May 2025



Tested Applications:	ELISA, WB, IHC
Host:	Rabbit
Recommended dilutions:	WB: 1/1000, IHC-P: 1/10 - 1/50. Not tested in IHC-F. Optimal dilutions/concentrations should be determined by the end user.
Conjugation:	Unconjugated
Immunogen:	KLH-conjugated synthetic peptide between 71-101 amino acids from the N-terminal region of human USP2.
Isotype:	IgG
Form:	Liquid
Purification:	Purified through a protein G column, eluted with high and low pH buffers and neutralized immediately, followed by dialysis against PBS.
Storage:	Aliquot and store at -20°C. Avoid repeated freeze/thaw cycles.
UniProt Primary AC:	O75604 (UniProt , ExPASy)
NCBI Accession:	NP_001230688.1, NP_004196.4, NP_741994.1
KEGG:	hsa:9099
String:	9606.ENSP00000260187
Molecular Weight:	Calculated MW: 68.1 kDa
Buffer:	PBS containing 0.09% sodium azide.
Note:	THIS PRODUCT IS FOR RESEARCH USE ONLY. NOT FOR USE IN DIAGNOSTIC, THERAPEUTIC OR COSMETIC PROCEDURES. NOT FOR HUMAN OR ANIMAL CONSUMPTION.