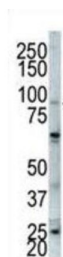
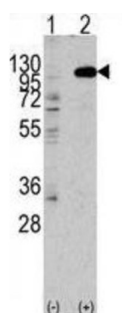
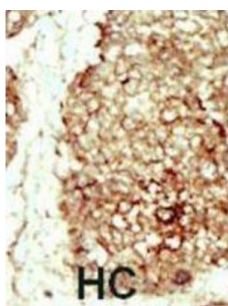


Fibroblast Growth Factor Receptor 2 (FGFR2) Antibody

Catalogue No.: abx033559



FGFR2 is a member of the fibroblast growth factor receptor family, where amino acid sequence is highly conserved between members and throughout evolution. FGFR family members differ from one another in their ligand affinities and tissue distribution. A full-length representative protein consists of an extracellular region, composed of three immunoglobulin-like domains, a single hydrophobic membrane-spanning segment and a cytoplasmic tyrosine kinase domain. The extracellular portion of the protein interacts with fibroblast growth factors, setting in motion a cascade of downstream signals, ultimately influencing mitogenesis and differentiation. This particular family member is a high-affinity receptor for acidic, basic and/or keratinocyte growth factor, depending on the isoform. Mutations in the gene are associated with many craniosynostotic syndromes and bone malformations. The genomic organization of the gene encompasses 20 exons. Alternative splicing in multiple exons, including those encoding the Ig-like domains, the transmembrane region and the carboxyl terminus, results in varied isoforms which differ in structure and specificity. Isoform 1 has equal affinity for aFGF and bFGF but does not bind KGF.

Target: Fibroblast Growth Factor Receptor 2 (FGFR2)

Clonality: Polyclonal

Reactivity: Human, Mouse

Datasheet

Version: 2.0.0
Revision date: 25 Jun 2025



Tested Applications:	ELISA, WB, IHC
Host:	Rabbit
Recommended dilutions:	WB: 1/1000, IHC-P: 1/500. Not tested in IHC-F. Optimal dilutions/concentrations should be determined by the end user.
Conjugation:	Unconjugated
Immunogen:	KLH-conjugated synthetic peptide between 794-821 amino acids from the C-terminal region of human FGFR2.
Isotype:	IgG
Form:	Liquid
Purification:	Purified through a protein G column, eluted with high and low pH buffers and neutralized immediately, followed by dialysis against PBS.
Storage:	Aliquot and store at -20°C. Avoid repeated freeze/thaw cycles.
UniProt Primary AC:	P21802 (UniProt , ExPASy)
KEGG:	hsa:2263
String:	9606.ENSP00000410294
Molecular Weight:	Calculated MW: 92 kDa
Buffer:	PBS containing 0.09% sodium azide.
Specificity:	Predicted to react with Mouse FGFR2.
Note:	THIS PRODUCT IS FOR RESEARCH USE ONLY. NOT FOR USE IN DIAGNOSTIC, THERAPEUTIC OR COSMETIC PROCEDURES. NOT FOR HUMAN OR ANIMAL CONSUMPTION.