
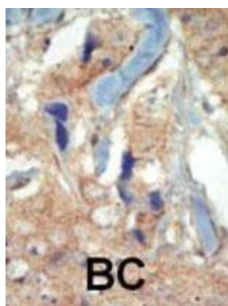
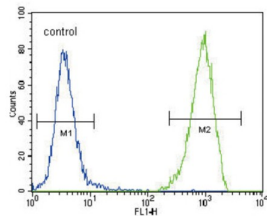


Receptor-type tyrosine-protein kinase FLT3 (FLT3) Antibody

Catalogue No.: abx033568



Protein kinases are enzymes that transfer a phosphate group from a phosphate donor, generally the γ phosphate of ATP, onto an acceptor amino acid in a substrate protein. By this basic mechanism, protein kinases mediate most of the signal transduction in eukaryotic cells, regulating cellular metabolism, transcription, cell cycle progression, cytoskeletal rearrangement and cell movement, apoptosis, and differentiation. With more than 500 gene products, the protein kinase family is one of the largest families of proteins in eukaryotes. The family has been classified in 8 major groups based on sequence comparison of their tyrosine (PTK) or serine/threonine (STK) kinase catalytic domains. The tyrosine kinase (TK) group is mainly involved in the regulation of cell-cell interactions such as differentiation, adhesion, motility and death. There are currently about 90 TK genes sequenced, 58 are of receptor protein TK (e.g. EGFR, EPH, FGFR, PDGFR, TRK, and VEGFR families), and 32 of cytosolic TK (e.g. ABL, FAK, JAK, and SRC families).

Target: Receptor-type tyrosine-protein kinase FLT3 (FLT3)

Clonality: Polyclonal

Reactivity: Human

Tested Applications: ELISA, WB, IHC, FCM

Datasheet

Version: 3.0.0
Revision date: 06 Oct 2025



Host:	Rabbit
Recommended dilutions:	WB: 1/1000, IHC-P: 1/50 - 1/100, FCM: 1/10 - 1/50. Not tested in IHC-F. Optimal dilutions/concentrations should be determined by the end user.
Conjugation:	Unconjugated
Immunogen:	KLH-conjugated synthetic peptide between 33-64 amino acids from the N-terminal region of human FLT3 (CD135).
Isotype:	IgG
Form:	Liquid
Purification:	Purified through a protein G column, eluted with high and low pH buffers and neutralized immediately, followed by dialysis against PBS.
Storage:	Aliquot and store at -20°C. Avoid repeated freeze/thaw cycles.
UniProt Primary AC:	P36888 (UniProt , ExPASy)
NCBI Accession:	NP_004110.2
KEGG:	hsa:2322
String:	9606.ENSP00000241453
Molecular Weight:	Calculated MW: 113 kDa
Buffer:	PBS containing 0.09% sodium azide.
Note:	THIS PRODUCT IS FOR RESEARCH USE ONLY. NOT FOR USE IN DIAGNOSTIC, THERAPEUTIC OR COSMETIC PROCEDURES. NOT FOR HUMAN OR ANIMAL CONSUMPTION.