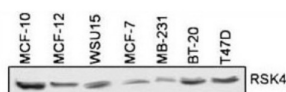

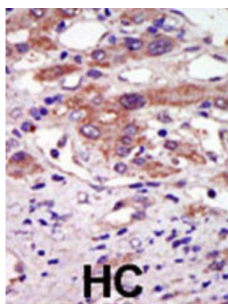


Ribosomal Protein S6 Kinase Alpha-6 (RPS6KA6) Antibody

Catalogue No.: abx033780



Protein kinases are enzymes that transfer a phosphate group from a phosphate donor, generally the γ phosphate of ATP, onto an acceptor amino acid in a substrate protein. By this basic mechanism, protein kinases mediate most of the signal transduction in eukaryotic cells, regulating cellular metabolism, transcription, cell cycle progression, cytoskeletal rearrangement and cell movement, apoptosis, and differentiation. With more than 500 gene products, the protein kinase family is one of the largest families of proteins in eukaryotes. The family has been classified in 8 major groups based on sequence comparison of their tyrosine (PTK) or serine/threonine (STK) kinase catalytic domains. The AGC kinase group consists of 63 kinases including the cyclic nucleotide-regulated protein kinase (PKA & PKG) family, the diacylglycerol-activated/phospholipid-dependent protein kinase C (PKC) family, the related to PKA and PKC (RAC/Akt) protein kinase family, the kinases that phosphorylate G protein-coupled receptors family (ARK), and the kinases that phosphorylate ribosomal protein S6 family (RSK). The calcium/calmodulin-dependent kinase (CAMK) group consists of 75 kinases regulated by Ca^{2+} /CaM and close relative family (CAMK, CAMKL, DAPK, MAPKAPK).

Target: Ribosomal Protein S6 Kinase Alpha-6 (RPS6KA6)

Clonality: Polyclonal

Reactivity: Human, Monkey

Datasheet

Version: 2.0.0
Revision date: 29 Jul 2025



Tested Applications:	ELISA, WB, IHC
Host:	Rabbit
Recommended dilutions:	WB: 1/1000, IHC-P: 1/50 - 1/100. Not tested in IHC-F. Optimal dilutions/concentrations should be determined by the end user.
Conjugation:	Unconjugated
Immunogen:	KLH-conjugated synthetic peptide between 15-45 amino acids from the N-terminal region of human RSK4.
Isotype:	IgG
Form:	Liquid
Purification:	Purified through a protein G column, eluted with high and low pH buffers and neutralized immediately, followed by dialysis against PBS.
Storage:	Aliquot and store at -20°C. Avoid repeated freeze/thaw cycles.
UniProt Primary AC:	Q9UK32 (UniProt , ExPASy)
NCBI Accession:	NP_055311.1
String:	9606.ENSP00000262752
Molecular Weight:	Calculated MW: 83.9 kDa
Buffer:	PBS containing 0.09% sodium azide.
Note:	THIS PRODUCT IS FOR RESEARCH USE ONLY. NOT FOR USE IN DIAGNOSTIC, THERAPEUTIC OR COSMETIC PROCEDURES. NOT FOR HUMAN OR ANIMAL CONSUMPTION.