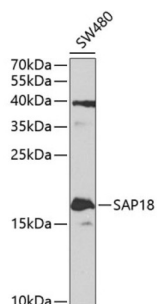
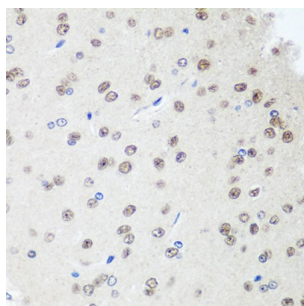


Histone Deacetylase Complex Subunit SAP18 (SAP18) Antibody

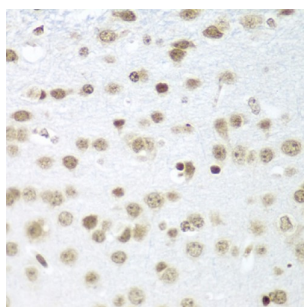
Catalogue No.: abx003279



Western blot analysis of lysates from SW480 cells, using SAP18 Antibody at 1/1000 dilution. Secondary antibody: HRP-conjugated Goat anti-Rabbit IgG (H+L) at 1/10000 dilution. Lysates/proteins: 25 µg per lane. Blocking buffer: 3% nonfat dry milk in TBST. Exposure time: 90s.



Immunohistochemistry analysis of paraffin-embedded Rat brain using SAP18 Antibody at dilution of 1/100 (40x lens). Microwave antigen retrieval performed in 0.01 M PBS Buffer (pH 7.2) prior to IHC staining.



Immunohistochemistry analysis of paraffin-embedded Mouse brain using SAP18 Antibody at dilution of 1/100 (40x lens). Microwave antigen retrieval performed in 0.01 M PBS Buffer (pH 7.2) prior to IHC staining.

SAP18 Antibody is a Rabbit Polyclonal antibody against SAP18. Histone acetylation plays a key role in the regulation of eukaryotic gene expression. Histone acetylation and deacetylation are catalyzed by multisubunit complexes. The protein encoded by this gene is a component of the histone deacetylase complex, which includes SIN3, SAP30, HDAC1, HDAC2, RbAp46, RbAp48, and other polypeptides. This protein directly interacts with SIN3 and enhances SIN3-mediated transcriptional repression when tethered to the promoter. A pseudogene has been identified on chromosome 2.

Target: Histone Deacetylase Complex Subunit SAP18 (SAP18)

Clonality: Polyclonal

Reactivity: Human, Mouse, Rat

Tested Applications: ELISA, WB, IHC

Host: Rabbit

Datasheet

Version: 5.0.0
Revision date: 15 Oct 2025



Recommended dilutions: ELISA: 1 µg/ml, WB: 1/200 - 1/2000, IHC-P: 1/50 - 1/200. Not tested in IHC-F. Optimal dilutions/concentrations should be determined by the end user.

Conjugation: Unconjugated

Immunogen: Recombinant protein corresponding to SAP18. The exact sequence is proprietary.

Isotype: IgG

Form: Liquid

Purification: Purified by affinity chromatography.

Storage: Aliquot and store at -20°C. Avoid repeated freeze/thaw cycles.

UniProt Primary AC: O00422 ([UniProt](#), [ExPASy](#))

Gene Symbol: SAP18

GeneID: [10284](#)

NCBI Accession: NP_005861.2

KEGG: hsa:10284

String: [9606.ENSP00000481842](#)

Molecular Weight: Calculated MW: 18 kDa
Observed MW: 18 kDa

Buffer: PBS, pH 7.3, containing 0.02% sodium azide, 50% glycerol.

Concentration: > 0.2 mg/ml

Note: THIS PRODUCT IS FOR RESEARCH USE ONLY. NOT FOR USE IN DIAGNOSTIC, THERAPEUTIC OR COSMETIC PROCEDURES. NOT FOR HUMAN OR ANIMAL CONSUMPTION.