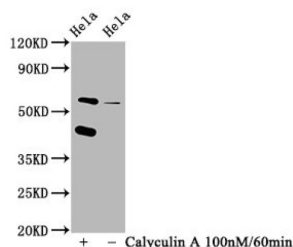


Interferon-Induced Double Stranded RNA-Activated Protein Kinase Phospho-Thr446 (EIF2AK2 pT446) Antibody

Catalogue No.: abx242978



Western Blot

Positive WB detected in: HeLa whole cell lysate (treated with Calyculin A or not)

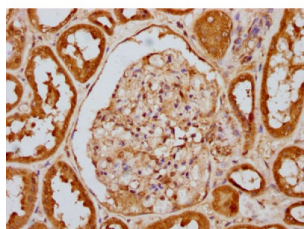
All lanes: Phospho-EIF2AK2 antibody at 1.25 µg/ml

Secondary

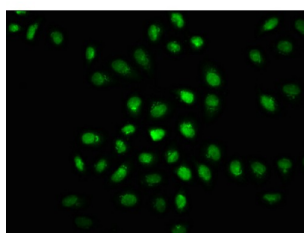
Goat polyclonal to rabbit IgG at 1/50000 dilution

Predicted band size: 62 KDa

Observed band size: 62 KDa



Immunohistochemistry analysis of EIF2AK2 (pT446) Antibody diluted at 1/100 and staining in paraffin-embedded human kidney tissue. After dewaxing and hydration, antigen retrieval was mediated by high pressure in a citrate buffer (pH 6.0). Section was blocked with 10% normal goat serum 30min at RT. Then primary antibody (1% BSA) was incubated at 4°C overnight. The primary is detected by a biotinylated secondary antibody and visualized using an HRP conjugated SP system.



Immunofluorescence staining of HeLa cells (treated with 50mM Calyculin A for 30min) with EIF2AK2 (pT446) Antibody at 1/100, counter-stained with DAPI. The cells were fixed in 4% formaldehyde, permeabilized using 0.2% Triton X-100 and blocked in 10% normal Goat Serum. The cells were then incubated with the antibody overnight at 4°C. The secondary antibody was AF488-conjugated AffiniPure Goat Anti-Rabbit IgG (H+L).

Interferon-Induced Double Stranded RNA-Activated Protein Kinase Phospho-Thr446 (EIF2AK2 pT446) Antibody is a Monoclonal Antibody against Interferon-Induced Double Stranded RNA-Activated Protein Kinase Phospho-Thr446 (EIF2AK2 pT446).

Target:	Interferon-Induced Double Stranded RNA-Activated Protein Kinase Phospho-Thr446 (EIF2AK2 pT446)
Research Area:	Enzymes and Kinases, Apoptosis, Infection Immunity
Clonality:	Monoclonal
Reactivity:	Human
Expression:	Recombinant

Datasheet

Version: 4.0.0
Revision date: 28 Sep 2025



Tested Applications:	ELISA, WB, IHC, IF/ICC
Host:	Rabbit
Recommended dilutions:	WB: 1/500 - 1/5000, IHC: 1/50 - 1/200, IF/ICC: 1/20 - 1/200. Optimal dilutions/concentrations should be determined by the end user.
Conjugation:	Unconjugated
Immunogen:	A synthesized peptide derived from Human Phospho-EIF2AK2 (T446).
Isotype:	IgG
Form:	Liquid
Purification:	Purified by affinity chromatography.
Storage:	Aliquot and store at -20 °C. Avoid repeated freeze/thaw cycles.
UniProt Primary AC:	P19525 (UniProt , ExPASy)
KEGG:	hsa:5610
String:	9606.ENSP00000233057
Buffer:	PBS, pH 7.4, 150 mM NaCl, 0.02% sodium azide and 50% glycerol.
Note:	THIS PRODUCT IS FOR RESEARCH USE ONLY. NOT FOR USE IN DIAGNOSTIC, THERAPEUTIC OR COSMETIC PROCEDURES. NOT FOR HUMAN OR ANIMAL CONSUMPTION.