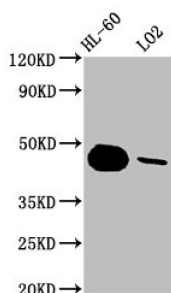
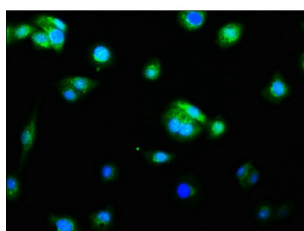


Caspase 9 (CASP9) Antibody

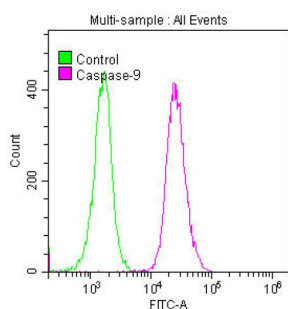
Catalogue No.: abx243071



WB analysis of HL-60 and LO2 whole cell lysates using CASP9 antibody (1.8 µg/ml) and Goat anti-Rabbit IgG antibody (1/50000 dilution). Calculated MW: 18kDa, 31 kDa, 37 kDa, 47 kDa, Observed band size: 47 KDa.



IF analysis of HepG2 cells using CASP9 Antibody (1/60 dilution) and Goat Anti-Rabbit IgG H+L antibody conjugated to AF488. DAPI was used as a nuclear stain.



Flow cytometry analysis showing an overlay histogram of K562 cells stained with CASP9 Antibody (1/50 dilution, pink line) and Goat anti-Rabbit IgG H+L conjugated to FITC (1/200 dilution). The green line shows a control antibody, which was used under the same conditions. More than 10,000 events were acquired for each sample.

CASP9 Antibody is a Monoclonal Antibody against CASP9.

The CASP9 protein plays a crucial role in apoptosis. It is a protease enzyme that is activated in response to signals that initiate the apoptotic process. Once activated, CASP9 cleaves and activates downstream caspases, ultimately leading to death of the cell. In addition to its role in apoptosis, CASP9 has also been implicated in other cellular processes, such as inflammation and immune response. Dysfunction of CASP9 has been associated with various diseases, including cancer and neurodegenerative disorders.

Target: Caspase 9 (CASP9)

Clonality: Monoclonal

Clone: D918

Reactivity: Human

Datasheet

Version: 2.0.0
Revision date: 07 Mar 2025



Expression:	Recombinant
Tested Applications:	ELISA, WB, IF/ICC, FCM
Host:	Rabbit
Recommended dilutions:	WB: 1/500 - 1/5000, IF/ICC: 1/20 - 1/200. Optimal dilutions/concentrations should be determined by the end user.
Conjugation:	Unconjugated
Immunogen:	A synthesized peptide derived from Human CASP9.
Isotype:	IgG
Form:	Liquid
Purification:	Purified by affinity chromatography.
Storage:	Aliquot and store at -20 °C. Avoid repeated freeze/thaw cycles.
UniProt Primary AC:	P55211 (UniProt , ExPASy)
KEGG:	hsa:842
String:	9606.ENSP00000330237
Buffer:	PBS, pH 7.4, 150 mM NaCl, 0.02% sodium azide and 50% glycerol.
Concentration:	1.5 mg/ml
Note:	THIS PRODUCT IS FOR RESEARCH USE ONLY. NOT FOR USE IN DIAGNOSTIC, THERAPEUTIC OR COSMETIC PROCEDURES. NOT FOR HUMAN OR ANIMAL CONSUMPTION.