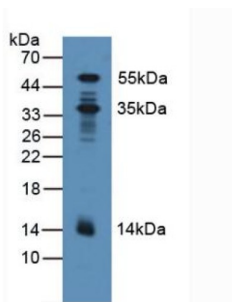



Pyridoxal Kinase (PDXK) Antibody

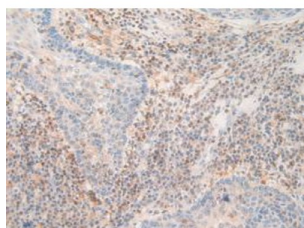
Catalogue No.: abx101572



Western blot analysis of Human Lung Tissue.



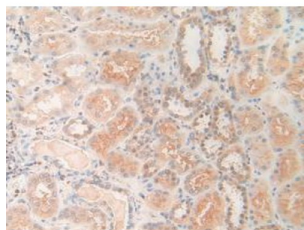
Western blot analysis of recombinant Human PDXK.



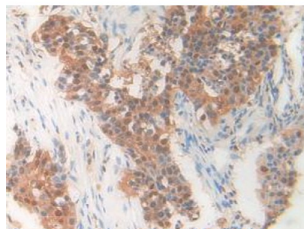
IHC-P analysis of Human Skin Cancer Tissue, with DAB staining.



IHC-P analysis of Human Glioma Tissue, with DAB staining.



IHC-P analysis of Human Kidney Tissue, with DAB staining.



IHC-P analysis of Human Lung Cancer Tissue, with DAB staining.

Polyclonal Antibody to Pyridoxal Kinase (PDXK).

Target: Pyridoxal Kinase (PDXK)

Clonality: Polyclonal

Reactivity: Human

Tested Applications: WB, IHC, IF/ICC

Host: Rabbit

Recommended dilutions: WB: 0.01-2 µg/ml, IHC: 5-20 µg/ml, IF/ICC: 5-20 µg/ml. Optimal dilutions/concentrations should be determined by the end user.

Conjugation: Unconjugated

Immunogen: PDXK (Gln29-Lys253)

Form: Liquid

Purification: Purified by antigen-specific affinity chromatography, followed by Protein A affinity chromatography.

Storage: Aliquot and store at -20°C. Avoid repeated freeze/thaw cycles.

Buffer: 0.01 M PBS, pH 7.4, containing 0.05% Proclin-300, 50% glycerol.

Note: THIS PRODUCT IS FOR RESEARCH USE ONLY. NOT FOR USE IN DIAGNOSTIC, THERAPEUTIC OR COSMETIC PROCEDURES. NOT FOR HUMAN OR ANIMAL CONSUMPTION.