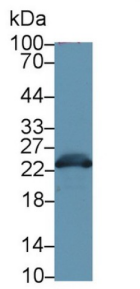
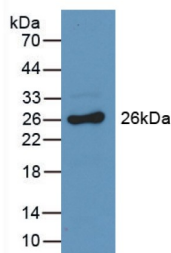


Glutathione S Transferase Alpha 3 (GSTa3) Antibody

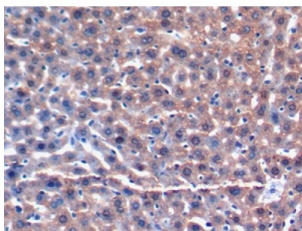
Catalogue No.: abx103591



Western blot analysis of Mouse Liver lysate, using Mouse GSTa3 Antibody (1 µg/ml) and HRP-conjugated Goat Anti-Rabbit antibody ([abx400043](#), 0.2 µg/ml).



Western blot analysis of recombinant Mouse GSTa3.



IHC-P analysis of Mouse Liver Tissue, with DAB staining.

Polyclonal Antibody to GSTa3 (GSTa3).

Target: Glutathione S Transferase Alpha 3 (GSTa3)

Clonality: Polyclonal

Reactivity: Mouse

Tested Applications: WB, IHC, IF/ICC

Host: Rabbit

Recommended dilutions: WB: 0.01-2 µg/ml, IHC: 5-20 µg/ml, IF/ICC: 5-20 µg/ml. Optimal dilutions/concentrations should be determined by the end user.

Conjugation: Unconjugated

Datasheet

Version: 4.0.0
Revision date: 28 Sep 2025



Immunogen:	GSTa3 (Met1-Ser221)
Form:	Liquid
Purification:	Purified by antigen-specific affinity chromatography, followed by Protein A affinity chromatography.
Storage:	Aliquot and store at -20°C. Avoid repeated freeze/thaw cycles.
Buffer:	0.01 M PBS, pH 7.4, containing 0.05% Proclin-300, 50% glycerol.
Note:	THIS PRODUCT IS FOR RESEARCH USE ONLY. NOT FOR USE IN DIAGNOSTIC, THERAPEUTIC OR COSMETIC PROCEDURES. NOT FOR HUMAN OR ANIMAL CONSUMPTION.

For Reference Only